



Phone : 27637717, 27633627
Fax : 040-27630172
E-mail : info@kakatiyacements.com
CIN : L26942TG1979PLC002485

KAKATIYA CEMENT SUGAR & INDUSTRIES LIMITED

1-10-140/1, 'GURUKRUPA', Ashok Nagar, Hyderabad - 500 020.

REF:KCSIL:SEC:2016:

May 25, 2016

The Manager,
Listing Department,
National Stock Exchange of India Ltd.,
Exchange Plaza, 5th Floor,
Plot No.C/1, G Block,
Bandra-Kurla Complex, Bandra (E),
MUMBAI - 400 051.

Dear Sir,

**Sub : Audited Financial Results for the Quarter and year ended
31st March 2016.**

Pursuant to Regulation 33 of the SEBI (Listing Obligations and Disclosure Requirements), 2015, we are attaching herewith the Audited financial Results for the Quarter and year ended 31st March, 2016 duly approved by the Board of Directors at its meeting held on 25th May, 2016 together with Auditors Report for the Quarter and year to date Results. Also attached herewith is Form A in terms of Regulation 33(3) (d) of SEBI (Listing Obligations and Disclosure Requirements), 2015.

The Results are also being published in the News papers in the prescribed format under Regulation 47 of SEBI (Listing Obligations and Disclosure Requirements), 2015.

This is for your information and record.

Thanking you,

Yours faithfully,
for KAKATIYA CEMENT SUGAR & INDUSTRIES LIMITED,


B K PRASAD
GENERAL MANAGER
AND COMPANY SECRETARY

Encl : a/a

KAKATIYA CEMENT SUGAR AND INDUSTRIES LIMITED
AUDITED FINANCIAL RESULTS FOR THE QUARTER AND YEAR ENDED 31 ST MARCH, 2016

SL. NO.	PARTICULARS	(Rs. In lacs)				
		QUARTER ENDED			YEAR ENDED	
		31.03.2016	31.12.2015	31.03.2015	31.03.2016	
		AUDITED	UN-AUDITED	AUDITED	AUDITED	
1	Income from operations					
	(a) Net Sales/Income from operations (Net of Duties)	6219.54	6948.64	3349.67	21035.89	15460.19
	(b) Other operating Income	-	-	-	-	-
	Total Income from operations (net)	6219.54	6948.64	3349.67	21035.89	15460.19
2	Expenses					
	a) Cost of materials consumed	6179.39	3491.42	3816.47	9976.89	6951.93
	b) Purchase of stock-in-trade	-	-	-	-	-
	c) Changes in inventories of finished goods, work-in-progress and stock-in-trade	(4624.29)	(672.26)	-3098.36	-892.52	-2399.40
	d) Employee benefits expense	429.96	604.88	589.43	1800.93	1748.79
	e) Depreciation and amortisation expense	62.37	62.98	-293.29	247.92	247.40
	f) Power and Fuel	1775.47	1848.14	852.56	5012.34	5090.12
	g) Other expenses	1201.00	328.83	826.89	2355.10	2253.50
	Total Expenses	5023.90	5663.99	2693.70	18500.66	13892.34
3	Profit from Operations before Other other income, finance costs and Exceptional Items (1-2)	1195.64	1284.65	655.98	2535.23	1567.85
4	Other Income	224.61	128.09	14.35	605.51	260.21
5	Profit from ordinary activities before finance costs and exceptional items (3+4)	1420.25	1412.74	670.33	3140.74	1828.06
6	Finance Costs	57.41	11.05	39.40	160.41	81.07
7	Profit from ordinary activities after finance costs but before exceptional items (5-6)	1362.84	1401.69	630.93	2980.33	1746.99
8	Exceptional items	-	-	-	-	-
9	Profit/(Loss) from Ordinary Activities before tax (7+8)	1362.84	1401.69	630.93	2980.33	1746.99
10	Tax expense	453.29	227.09	233.16	761.90	335.99
11	Net Profit/(Loss) from Ordinary Activities after tax (9-10)	909.55	1174.60	397.77	2218.43	1411.00
12	Extraordinary items (net of tax expense Rs.)	-	-	-	-	-
13	Net Profit / (Loss) for the period (11-12)	909.55	1174.60	397.77	2218.43	1411.00
14	Paid up Equity Share Capital (Face Value- Rs.10/-)	777.39	777.39	777.39	777.39	777.39
15	Reserves excluding Revaluation Reserves	-	-	-	19,383.01	17,417.23
16.i	Earning per share (before extraordinary items) (of Rs. 10 each) (not annualised):					
	(a) Basic	11.70	15.11	5.12	28.54	18.15
	(b) Diluted	11.70	15.11	5.02	28.54	18.15
16.ii	Earning per share (after extraordinary Items) (of Rs. 10 each) (not annualised):					
	(a) Basic	11.70	15.11	5.12	28.54	18.15
	(b) Diluted	11.70	15.11	5.02	28.54	18.15

Notes :

- 1 The above results have been reviewed by the Audit Committee and approved by the Board of Directors at its meeting held on 25.05.2016
- 2 The Board has recommended Dividend at Rs.2.70 per Shares (Face Value Rs.10/- each) for the year ended 31st March, 2016
- 3 The figures of the respective last quarter are the balancing figures between the audited figures in respect of full financial year and the unaudited results upto the third quarter ended.
- 4 Other expenses include an amount of Rs.12.65 crores being the provision for electricity duty upon the dismissal of the Company's writ petition (Writ Petition No.20536 of 2009) by the Hon'ble High Court of Judicature at Hyderabad for Telangana and Andhra Pradesh
- 5 Previous period/year figures are regrouped, rearranged or reclassified wherever necessary.

Place : Hyderabad
 Date : 25.05.2016



for Kakatiya Cement Sugar and Industries Ltd

P. Veeraiyah

P.Veeraiyah
 Chairman and Managing Director

KAKATIYA CEMENT SUGAR AND INDUSTRIES LIMITED

SEGMENT WISE REVENUE, RESULTS AND CAPITAL EMPLOYED

UNDER REGULATION 33 OF THE SEBI (LISTING OBLIGATIONS AND DISCLOSURE REQUIREMENTS) REGULATIONS , 2015

(Rs. In lacs)

SL. NO.	PARTICULARS	QUARTER ENDED			YEAR ENDED	
		31.03.2016	31.12.2015	31.03.2015	31.03.2016	31.03.2015
		AUDITED	UN-AUDITED	AUDITED	AUDITED	
1	Segment Revenue					
	Net Sales					
	Cement	2542.19	2152.14	3004.40	9142.09	9218.23
	Sugar	3991.16	4296.71	487.24	11691.00	4822.34
	Power	2227.23	1838.99	1480.45	4594.76	5233.22
	Total	8760.58	8287.84	4972.09	25427.85	19273.79
	Less : Inter segment Revenue	2541.04	1339.20	1622.42	4391.96	3813.60
	Net sales/income from operations	6219.54	6948.64	3349.67	21035.89	15460.19
2	Segment Results Profit					
	(+)/(Loss)(-) before tax and interest from each segment					
	Cement	(1114.86)	579.01	1003.80	954.31	1667.57
	Sugar	1388.74	(244.32)	(1306.38)	-79.14	(1900.01)
	Power	1,146.37	1,078.04	972.90	2265.57	2060.50
	Total	1420.25	1412.73	670.33	3140.75	1828.06
	Less :					
	i. Interest	57.41	11.05	39.40	160.41	81.07
	ii. Other un-allocable expenditure net off	-	-	-	-	-
	iii. un-allocable income	-	-	-	-	-
	Total Profit Before Tax	1362.84	1401.68	630.93	2980.33	1746.99
3	Capital Employed					
	(Segment assets- Segment Liabilities)					
	Cement	3234.99	5157.14	3667.20	3234.99	3667.20
	Sugar	7888.48	4597.89	7747.99	7888.48	7747.99
	Power	9003.22	9304.70	6767.62	9003.22	6767.62
	Total	20126.70	19059.73	18182.81	20126.70	18182.81

Place : Hyderabad
Date : 25.05.2016



for Kakatiya Cement Sugar and Industries Ltd

P. Veeraiah

P.Veeraiah

Chairman and Managing Director

KAKATIYA CEMENT SUGAR AND INDUSTRIES LIMITED
STATEMENT OF ASSETS AND LIABILITIES AS AT 31.03.2016

(Rs. In lacs)

	PARTICULARS	AS AT	AS AT
		31.03.2016	31.03.2015
		AUDITED	AUDITED
A	EQUITY AND LIABILITIES		
1	Shareholders' Funds		
	(a) Share Capital	777.39	777.39
	(b) Reserves and Surplus	19383.01	17417.24
	Sub-total-Shareholders' funds	20160.40	18194.62
2	Share application money pending allotment	0.00	0.00
3	Non-current liabilities		
	(a) Long Term Borrowings	476.08	821.56
	(b) Deferred tax liabilities(Net)	66.75	79.55
	(c) Other long-term liabilities	142.23	142.68
	(d) Long-term provisions (Gratuity)	192.51	202.33
	Sub-total - Non-current liabilities	877.57	1246.12
4	Current liabilities		
	(a) Trade payables	1991.14	2670.79
	(b) Other current liabilities	2270.49	900.62
	(c) Short-term provisions	2664.70	855.40
	(d) Short Term Borrowings	266.51	345.23
	Sub-total - Current liabilities	7192.85	4772.04
	TOTAL - EQUITY AND LIABILITIES	28230.82	24212.79
B	ASSETS		
1	Non-current assets		
	(a) Fixed assets		
	(1) Tangible Assets	5792.00	5967.17
	(2) Capital Work - In - Progress	0.00	0.00
	(b) Non-current assets(net)	5.07	5.07
	(c) Long term Loans and Advances	992.61	201.49
	Sub-total - Current liabilities	6789.67	6173.73
2	Current assets		
	(a) Inventories	11311.33	10116.38
	(b) Trade receivables	1502.03	1052.69
	(c) Cash and cash equivalents	7099.99	4309.25
	(d) Short-term loans and advances	1527.78	2560.73
	Sub-total - Current assets	21441.14	18039.05
	TOTAL - ASSETS	28230.82	24212.79



P. V. Venkatesh

KAKATIYA CEMENT SUGAR AND INDUSTRIES LIMITED
 1-10-140/1, GURUKRUPA, ASHOKNAGAR, HYDERABAD-500 020
 CIN L26942TG1979PLC002485 Website : www.kakatiyacements.com
 Extract of the audited financial results for the quarter and Year ended 31.03.2016

Rs.in Laacs

Sl.NO	Particulars	Quarter ended 31.03.2016	Year Ended 31.03.2016	Quarter ended 31.03.2015
1	Total income from operations (net)	6219.54	21035.89	3349.67
2	Net Profit from ordinary activities after tax	909.55	2218.43	397.77
3	Net Profit for the period after tax (after Extraordinary items)	909.55	2218.43	397.77
4	Equity Share Capital	777.39	777.39	777.39
5	Reserves (excluding Revaluation Reserve as shown in the Balance Sheet of previous year)		19,383.01	
6	Earnings Per Share (before extraordinary items) (of Rs.10/- each) Basic :	11.70	28.54	5.12
	Diluted:	11.70	28.54	5.02
7	Earnings Per Share (after extraordinary items) (of Rs.10/-each) Basic :	11.70	28.54	5.12
	Diluted :	11.70	28.54	5.02

Notes:

- 1 The above results have been reviewed by the Audit Committee and approved by the Board of Directors at its meeting held on 25.05.2016
- 2 These Financial Results are published pursuant to Regulation 47 (1)(b) of the SEBI (Listing Obligation and Disclosure Requirements) Regulation, 2015
- 3 The Board has recommended Dividend at Rs.2.70 per Share (27%) on Face value of Rs.10/- Each for the Year ended 31-03-2016.
- 4 The above is an extract of the detailed format of Quarterly and Yearly Financial Results filed with the Stock Exchanges.Under Regulation 33 of the SEBI (Listing and other disclosure requirements) Regulation, 2015. The full format of the said Quarterly and Year Financial Results are available on the websites of Bombay Stock Exchange Ltd and National Stock Exchange Ltd www.bseindia.com and www.nseindia.com and the Company's website:www.kakatiyacements.com.

Place : Hyderabad
 Date : 25.05.2016



for Kakatiya Cement Sugar and
 Industries Ltd

P. Veeraiah

P.Veeraiah

Chairman and Managing Director

M. ANANDAM & CO.,
CHARTERED ACCOUNTANTS

**Auditor's Report on Quarterly Financial Results and Year to Date Results of Kakatiya
Cement Sugar and Industries Limited Pursuant to the Regulation 33 of the SEBI (Listing
Obligations and Disclosure Requirements) Regulations, 2015**

To

Board of Directors of
Kakatiya Cement Sugar and Industries Limited

1. We have audited the quarterly financial results of **Kakatiya Cement Sugar and Industries Limited** ('the Company') for the quarter ended 31st March, 2016 and the year to date results for the period 1st April, 2015 to 31st March, 2016 attached herewith, being submitted by the Company pursuant to the requirement of Regulation 33 of the SEBI (Listing Obligations and Disclosure Requirements) Regulations, 2015. These quarterly financial results as well as year to date financial results have been prepared on the basis of the interim financial statements, which are the responsibility of the Company's management. Our responsibility is to express an opinion on these financial results based on our audit of such interim financial results, which have been prepared in accordance with the recognition and measurement principles laid down in Accounting Standard (AS - 25), "Interim Financial Reporting", specified under Section 133 of the Companies Act, 2013, read with Rule 7 of Companies (Accounts) Rules 2014 and other accounting principles generally accepted in India.
2. We conducted our audit in accordance with the auditing standards generally accepted in India. Those standards require that we plan and perform the audit to obtain reasonable assurance about whether the financial results are free of material misstatement(s). An audit includes examining, on a test basis, evidence supporting the amounts disclosed as financial results. An audit also includes assessing the accounting principles used and significant estimates made by management. We believe that our audit provides a reasonable basis for our opinion.
3. In our opinion and to the best of our information and according to the explanations given to us these quarterly financial results as well as the year to date results:
 - (i) are presented in accordance with the requirements of Regulation 33 of the SEBI (Listing Obligations and Disclosure Requirements) Regulations, 2015 in this regard; and
 - (ii) give a true and fair view of the net profit and other financial information for the quarter ended 31st March, 2016 as well as the year to date results for the period from 1st April, 2015 to 31st March, 2016.



4. The statement includes the results for the Quarter ended 31st March, 2016, being the balancing figure between audited figures in respect of the full financial year and the published year to date figures up to the third quarter of the current financial year which were subject to limited review by us.

For M.Anandam & Co.,
Chartered Accountants
(Firm Regn.No.000125S)

Place: Secunderabad
Date: 25th May, 2016



A.V. Sadasiva

Partner



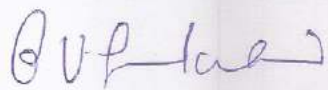

Membership No. 018404



KAKATIYA CEMENT SUGAR & INDUSTRIES LIMITED

1-10-140/1, 'GURUKRUPA', Ashok Nagar, Hyderabad - 500 020.

FORM A

1.	Name of the Company	Kakatiya Cement sugar and Industries Limited
2.	Audited Financial Statements for the year ended	31 st March, 2016
3.	Type of Audit observation	Un-Modified
4.	Frequency of observation	Not applicable
5.	Signature Shri P Veeraiah Chairman and Managing Director	
	Shri M Bhavani Dattu Chief Financial Officer	
	A V Sadasiva Partner M Anandam and Company	
	Shri C Madhusudana Rao Audit Committee Chairman	

Place : Hyderabad

Date : 25th May 2016