



CIN : L26942TG1979PLC002485
GST No.: 36AABCK1868J1ZB

KAKATIYA CEMENT SUGAR & INDUSTRIES LIMITED

1-10-140.1, 'GURUKRUPA' Ashok Nagar, Hyderabad - 500 020.

REF:KCSIL:SEC:2020:

October 29, 2020

1. BSE Limited
Phiroze Jeejeebhoy Towers
Dalal Street
MUMBAI - 400 001.
2. The Manager,
Listing Department,
National Stock Exchange of India Ltd.,
Exchange Plaza, 5th Floor,
Plot No.C/1, G Block,
Bandra-Kurla Complex, Bandra (E),
MUMBAI - 400 051.

Dear Sir,


Sub : Outcome of the Board Meeting.

Please find attached herewith the **Unaudited Financial Results (Provisional)** for the quarter ended **30th September, 2020** duly considered and taken on record by the Board of Directors of our Company at the meeting held on 29.10.2020. The Meeting Commenced at 11.00 A.M and concluded at 2.00 P.M.

Also attached herewith is the Limited Review Report under Regulation 33 of SEBI (Listing obligations and Disclosure Requirements) Regulations, 2015 issued by M/s. Ramanatham & Rao, Chartered Accountants and Statutory Auditors of the company.

Thanking you,

Yours faithfully,
for KAKATIYA CEMENT SUGAR & INDUSTRIES LIMITED,


B K PRASAD
GENERAL MANAGER
AND COMPANY SECRETARY

Encl : a/a

KAKATIYA CEMENT SUGAR AND INDUSTRIES LIMITED
Un-Audited Financial Results for the Quarter and Six Months ended 30-09-2020

Rs in lacs

Particulars	Quarter ended			6 Months ended		Year ended
	30-09-2020	30-06-2020	30-09-2019	30-09-2020	30-09-2019	31-03-2020
	(UnAudited)	(UnAudited)	(UnAudited)	(UnAudited)	(UnAudited)	(Audited)
I. Revenue from operations	3,298.46	2,881.83	4,348.87	6,180.28	10,318.81	15,646.80
II. Other Income	196.91	433.56	280.79	630.47	588.56	1,150.93
III. Total Income (I + II)	3,495.37	3,315.39	4,629.65	6,810.75	10,907.37	16797.73
IV. Expenses:						
Cost of materials consumed	339.72	163.08	229.56	502.80	522.99	4,435.12
Changes in inventories of Finished goods and Work in Progress	(91.36)	863.25	2,316.46	771.88	5,112.00	2,264.83
Employee benefit expenses	470.17	465.52	441.01	935.69	897.78	1,903.34
Finance cost	43.23	78.95	60.61	122.18	176.51	312.65
Depreciation	63.35	61.98	60.31	125.33	120.17	242.94
Other Expenses	1,863.39	1,084.71	1,366.04	2,948.10	3,180.91	7,005.12
Total Expenses	2,688.50	2,717.49	4,473.99	5,405.99	10,010.37	16163.99
V. Profit before exceptional items and tax (III - IV)	806.87	597.90	155.67	1,404.77	897.00	633.74
VI. Exceptional items						
Wheeling charges	(0.00)	545.83		545.83		650.00
VII. Profit/(Loss) Before Tax (V-VI)	806.87	52.07	155.67	858.94	897.00	(16.26)
VIII. Tax expense:						
(1) Current tax	271.30	48.70	65.19	320.00	300.00	150.00
(2) Previous Year Tax Expense	(77.88)	-		(77.88)		7.70
(3) Deferred tax	(8.34)	(8.22)	(24.93)	(16.55)	(50.31)	(101.36)
IX. Profit for the period (VII-VIII)	621.79	11.58	115.41	633.37	647.31	(72.60)
Other Comprehensive Income Items that will not be reclassified to statement of profit and loss, net of tax						
(i) Actuarial Gains	-		45.00		45.00	211.62
(ii) Income Tax relating to items that will not be reclassified to statement of profit and Loss	-		(13.10)		(13.10)	(61.62)
X. Other Comprehensive Income (Net of Tax)	-	-	31.90	-	31.90	150.00
XI. Total Comprehensive Income (after Tax)	621.79	11.58	83.52	633.37	615.41	77.40
XII. Earning per equity share:						
(1) Basic (Rs.)	8.00	0.15	1.48	8.15	8.33	(0.93)
(2) Diluted (Rs.)	8.00	0.15	1.48	8.15	8.33	(0.93)

Notes :

- The above results have been reviewed by the Audit Committee and approved by the Board of Directors at its meeting held on 29.10.2020
- Corresponding Previous year/period figures are regrouped wherever necessary.
- The above results have been prepared in accordance with the Companies Act (Indian Accounting Standard) Rules 2015, prescribed under Section 133 of the Companies Act, 2013 and Other Recognised Accounting practices and Policies to the extent applicable.

Place : Hyderabad
Date : 29.10.2020



for Kakatiya Cement Sugar and Industries Ltd

P. Neeraj

KAKATIYA CEMENT SUGAR AND INDUSTRIES LIMITED
SEGMENT WISE REVENUE, RESULTS AND CAPITAL EMPLOYED
UNDER REGULATION 33 OF THE SEBI (LISTING OBLIGATIONS AND DISCLOSURE REQUIREMENTS) REGULATIONS , 2015

(Rs. In lacs)

Sl.No	PARTICULARS	QUARTER ENDED			6 MONTHS ENDED		YEAR ENDED
		30-09-2020	30-06-2020	30-09-2019	30-09-2020	30-09-2019	31-03-2020
		(UnAudited)	(UnAudited)	(UnAudited)	(UnAudited)	(UnAudited)	(Audited)
1	Segment Revenue						
	Sales						
	Cement	2,800.22	2,295.77	2038.29	5095.98	4858.53	8749.16
	Sugar	498.24	586.06	2310.58	1084.30	5460.28	7058.38
	Power	0.00	0.00	0.00	0.00	0.00	1014.93
	Total	3,298.46	2,881.83	4348.87	6180.28	10318.81	16822.48
	Less : Inter segment Revenue	0.00	0.00				1175.67
	Net sales/income from operations	3,298.46	2,881.83	4348.87	6180.28	10318.81	15646.80
2	Segment Results Profit						
	(+)/(Loss)(-) before tax and interest from each segment						
	Cement	948.00	850.91	228.99	1,798.91	1,100.84	1,168.43
	Sugar	(65.04)	(144.81)	(72.80)	(209.85)	(166.53)	(662.30)
	Power	(32.86)	(575.09)	60.08	(607.95)	139.21	(209.74)
	Total	850.10	131.01	216.28	981.12	1,073.51	296.39
	Less :						
	i. Interest	43.23	78.95	60.61	122.18	176.51	312.65
	ii. Other un-allocable expenditure net off						
	iii. un-allocable income						
	Total Profit Before Tax	806.87	52.07	155.67	858.94	897.00	(16.26)
3	SEGMENT ASSETS						
	Cement	9688.70	9365.81	8858.88	9688.70	8858.88	9937.57
	Sugar	11108.65	11299.32	9552.78	11108.65	9552.78	11824.62
	Power	9684.48	9667.31	9054.31	9684.48	9054.31	9686.43
4	SEGMENT LIABILITIES						
	Cement	2234.08	2188.13	1447.62	2234.08	1447.62	2094.20
	Sugar	3454.36	3739.51	2609.61	3454.36	2609.61	5507.02
	Power	2430.61	2430.61	908.45	2430.61	908.45	1884.78

for Kakatiya Cement Sugar and Industries Ltd



P. Veeraiah

P.Veeraiah

Chairman and Managing Director

Place : Hyderabad
Date : 29.10.2020

KAKATIYA CEMENT SUGAR AND INDUSTRIES LIMITED
STATEMENT OF ASSETS AND LIABILITIES AS AT 30-09-2020

(Rs. In lacs)

	PARTICULARS	AS AT	AS AT
		30-09-2020	31-03-2020
		UN AUDITED	AUDITED
A	ASSETS:		
1	NON CURRENT ASSETS:		
	a) Property, Plant & Equipment	4982.98	5095.77
	b) Capital Work-in-Progress		0.00
2	Financial Assets:		
	i) Investments	0.45	0.51
	ii) Other Non-current Assets	194.05	194.00
3	CURRENT ASSETS:		
	i) Inventories	4580.57	5682.55
	ii) Financial Assets		
	a) Trade Receivables	1103.95	1242.49
	b) Cash & Cash equivalent	49.32	77.66
	c) Other Bank Balances	16745.54	16177.92
	d) Other Financial Assets	661.79	460.58
	iii) Current Tax Assets	1044.70	1562.46
	iv) Other Current Assets	1118.49	954.68
	TOTAL	30481.82	31448.62
B	EQUITY & LIABILITIES		
1	Equity		
	Equity	777.39	777.39
	Other Equity	21585.38	21185.23
	LIABILITIES:		
2	Non Current Liabilities:		
	a) Borrowings		-
	b) Provisions	28.45	9.75
	c) Deferred Tax Liability (Net)	962.08	978.63
	d) Other Non-current Liabilities	-	0.00
3	Current Liabilities:		
	Financial Liabilities		
	i) Borrowings	2892.27	5017.42
	ii) Trade Payables	697.53	689.32
	iii) Other Financial Liabilities	290.42	272.17
	iv) Other Current Liabilities	3248.30	2518.72
	TOTAL	30481.82	31448.62

Place : Hyderabad
Date : 29.10.2020

for Kakatiya Cement Sugar and Industries Ltd



P. Veeraiah

Chairman and Managing Director

KAKATIYA CEMENT SUGAR AND INDUSTRIES LIMITED

Cash Flow Statement for the six month ended 30-09-2020

All amount in lakhs, unless otherwise stated

Particulars	6 Months ended 30th Sep, 2020	Year ended 31st March, 2019
Cash flow from operating activities		
Profit before adjustments	858.94	(16.26)
Adjustments for:		
Depreciation and amortisation expense	125.33	242.94
Deferred tax adjustmnt		
Provision for tax for the current year		
Provision for bad debts written off		
Provision for bad debts		
Provision for inventory		
Loss on disposal of property, plant and equipment		
Property, plant and equipment written off		
Finance costs	122.18	312.650
loss in the value of investmets	0.07	0.99
Interest income	(630.47)	(1,150.93)
Remeasurement of defined benefit plans	-	(211.62)
Operating Profit before working capital changes	476.04	(822.23)
Change in operating assets and liabilities		
(Increase)/ Decrease in Inventories	1101.98	2511.29
(Increase)/ Decrease in Trade Receivables	138.55	(174.70)
(Increase)/ Decrease in other financial assets	(201.21)	(83.71)
(Increase)/ Decrease in Current Tax assets	337.76	(95.28)
(Increase)/ Decrease in Other Current assets	(85.92)	201.52
Increase/ (Decrease) in Trade payables	8.21	409.38
Increase / (Decrease) in other financial liabilities	36.95	289.78
Increase/ (Decrease) in Other Current liabilities	496.37	1023.02
Cash Generated from Operations	2308.73	3259.08
Less Income taxes paid	(140.00)	(557.71)
Net cash inflow (outflow) from operating activities	2168.73	2701.37
Cash flows from investing activities		
Payments for property plant and equipment	(16.31)	(40.08)
Proceeds from sale of Assets	3.76	
(Increase)/ Decrease in Fixed deposits	(567.62)	(414.77)
Interest received	630.47	1,150.93
(Increase)/ Decrease in Other Non-Current Assets	(0.05)	(0.15)
Capital work in progress	-	
Net cash inflow (outflow) from investing activities	50.25	695.93
Cash flow from financing activities		
Repayment of current borrowings including interest	(2247.32)	(3198.19)
Proceeds from current borrowings		
Dividend paid to company's shareholders (Including corporate dividend tax)		(281.16)
Net cash inflow (outflow) from financing activities	(2247.32)	(3479.35)
Net increase (Decrease) in cash and cash equivalents	(28.34)	(82.06)
Cash and Cash equivalents at the beginning of the year	77.66	159.72
Cash and Cash equivalents at the end of the year	49.32	77.66

Notes to cash flow statement

- 1 Components of cash and cash equivalents

Balances with banks	45.84	73.29
Cash on hand	3.48	4.37

Cash and cash equivalents considered in the cash flow statement

49.32 **77.66**

- 2 The above cash flow statement has been prepared under with the 'Indirect method' as set out in Indian Accounting Standard - 7 Statement of Cash Flows.

Place : Hyderabad



For Kakatiya Cement Sugar and Industries Ltd

[Signature]

KAKATIYA CEMENT SUGAR AND INDUSTRIES LIMITED
1-10-140/1, GURUKRUPA, ASHOK NAGAR, HYDERABAD-500 020
CIN L26942TG1979PLC002485 Website : www.kakatiyacements.com

Extract of the un-audited financial results for the quarter and six months ended 30-09-2020

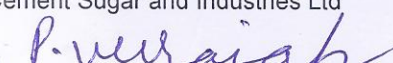
Rs.in Lacs

Sl. No	Particulars	Quarter ended 30-09-2020	Quarter ended 30-09-2019	6 Months ended 30-09-2020	6 Months ended 30-09-2019	Year Ended 31-03-2020
1	Total income from operations (net)	3298.46	4348.87	6180.28	10318.81	15646.80
2	Net Profit / (Loss) for the period (before Tax, Exceptional and/or Extraordinary items)	806.87	155.67	1404.77	897.00	633.74
3	Net Profit / (Loss) for the period before tax (after Exceptional and/or Extraordinary items)	806.87	155.67	858.94	897.00	(16.26)
4	Net Profit for the period after tax (after Extraordinary items)	621.79	115.41	633.37	647.31	(72.60)
5	Total Comprehensive Income for the period [Comprising Profit / (Loss) for the period (after tax) and Other Comprehensive Income (after tax)]	621.79	83.52	633.37	615.41	77.40
6	Equity Share Capital	777.39	777.39	777.39	777.39	777.39
7	Reserves (excluding Revaluation Reserve as shown in the Balance Sheet of previous year)					21185.23
8	Earnings Per Share (of Rs. 10/- each) (for continuing and discontinued operations) - 1. Basic:(Rs.) 2. Diluted:(Rs.)	8.00	1.48	8.15	8.33	(0.93)

Notes:

- In terms of Sec.133 of the Companies Act, 2013, the company has adopted Indian Accounting Standards (Ind. AS) w.e.f., 1st April 2017 and these financial results have been prepared in accordance with the above said Ind AS.
- The above results have been reviewed by the Audit Committee and approved by the Board of Directors at its meeting held on 29.10.2020
- These Financial Results are published pursuant to Regulation 47 (1)(b) of the SEBI (Listing Obligation and Disclosure Requirements) Regulation, 2015
- The above is an extract of the detailed format of Half-Yearly Financial Results filed with the Stock Exchanges under Regulation 33 of the SEBI (Listing obligations and disclosure requirements) Regulations, 2015. The full format of the said Half-yearly Financial Results are available on the websites of BSE Ltd, National Stock Exchange of India Ltd at www.bseindia.com and at www.nseindia.com and the Company's website at www.kakatiyacements.com.

for Kakatiya Cement Sugar and Industries Ltd


P. Venkatesh



Independent Auditor's Review Report on Unaudited Quarterly Financial Results of Kakatiya Cement Sugar and Industries Limited Pursuant to the Regulation 33 of the SEBI (Listing Obligations and Disclosure Requirements) Regulations, 2015(as amended)

**To Board of Directors of
Kakatiya Cement Sugar and Industries Limited**

1. We have reviewed the accompanying statement of unaudited financial results of The Kakatiya Cement Sugar and Industries Limited('the Company') for the quarter ended 30th September 2020, ('the Statement')attached herewith, being submitted by the Company pursuant to the requirement of Regulation 33 of the SEBI (Listing Obligations and Disclosure Requirements) Regulations, 2015, as amended (the "Listing Regulations").

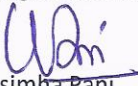
The Statement, which is the responsibility of the Company's Management and approved by the Company's Board of Directors, has been prepared in accordance with the recognition and measurement principles laid down in Indian Accounting Standard 34, Interim Financial Reporting ('Ind AS 34'), prescribed under Section 133 of the Companies Act, 2013 ('the Act'), and other accounting principles generally accepted in India and in compliance with regulation 33 of SEBI (Listing Obligations and Disclosure Requirements) Regulations, 2015 ('Listing Regulations'). Our responsibility is to issue a report on the Statement based on our review.

We conducted our review of the Statement in accordance with the Standard on Review Engagements ('SRE') 2410, 'Review of Interim Financial Information Performed by the Independent Auditor of the Entity', issued by the Institute of Chartered Accountants of India. This standard requires that we plan and perform the review to obtain moderate assurance as to whether the financial results are free of material misstatement. A review is limited primarily to inquiries of Company personnel and analytical procedures applied to financial data and thus provide less assurance than an audit. We have not performed an audit and accordingly, we do not express an audit opinion.

Based on our review conducted as above, nothing has come to our attention that causes us to believe that the accompanying Statement prepared in accordance with the applicable accounting standards and other recognized accounting practices and policies has not disclosed the information required to be disclosed in terms of Regulation 33 of the SEBI (Listing Obligations and Disclosure Requirements) Regulations, 2015 including the manner in which it is to be disclosed, or that it contains any material misstatement.

Without qualifying our report,

For Ramanatham & Rao
Chartered accountants
(Firm Registration No.S-2934)


V Narasimha Pani
Partner
Membership No.204332
UDIN: 20204332AAAAJ4389



Place: Hyderabad

Date: 29.10.2020.